

**Shaw Trust**

**Work and Health Programme**

**Home Counties**

## Requirements:

- Achieve sustained employment outcomes
- Provide participants with more tailored support
- Have strong links with employers - national and local
- Integrate with health, social care, and other local provision
- Take a holistic approach to tackling barriers to employment

## Critical Success Factors:

- Help disabled people, the long term unemployed and other specified disadvantaged groups to **find and sustain work** as measured by earnings received (or duration of self-employment for the self-employed)
- **Integrate** the WHP with **local services** and local health provision so that WHP participants can receive co-ordinated, holistic support.
- Support the **principle of localism** by ensuring that the WHP meets local priorities in the Devolution Deal Areas and the national Programme better reflects local needs

## Key Programme features:

Start: **15<sup>th</sup> Jan 2017**

Programme Duration: **5 years + 2**

Time on Programme: **15 months (+6months)**

Outcomes based on earnings: **£2,995** (£3120 from April 2018)

Flexible job hours – not limited to 16hrs / week

Performance: Blended average **50.13%** reaching the earning level

## Participant Groups

### Persons who have a disability

### Early Access disadvantaged groups:

an ex offender

an ex-carer

a homeless person

a former member of Her Majesty's Armed Forces

a member of the HM Armed Forces reserves  
a partner of current or former Armed Forces personnel

a person for whom drug/alcohol dependency (including a history of) presents a significant barrier to employment

a care leaver

a refugee

### Long term Unemployed Claimants

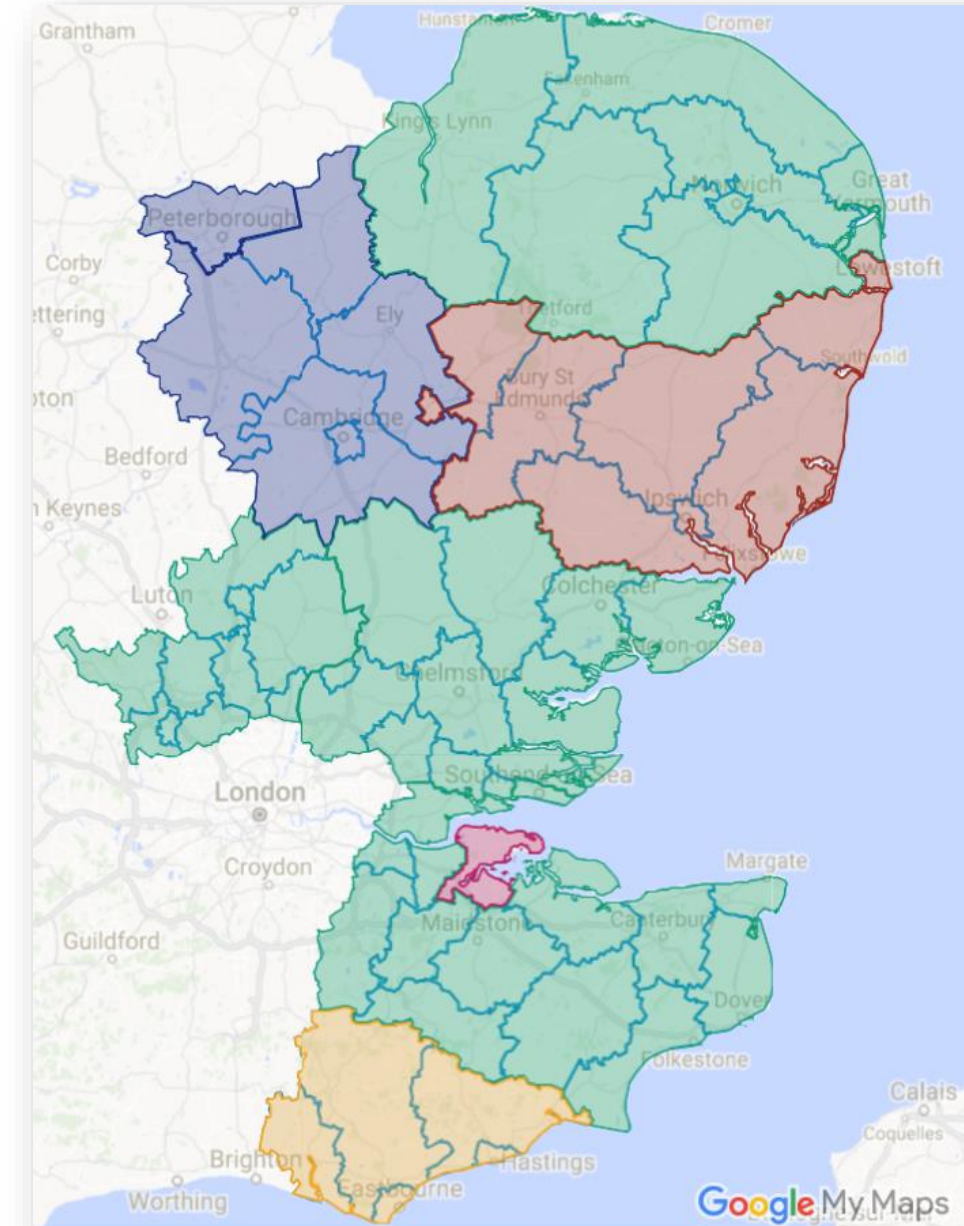
# Shaw Trust's WHP Coverage



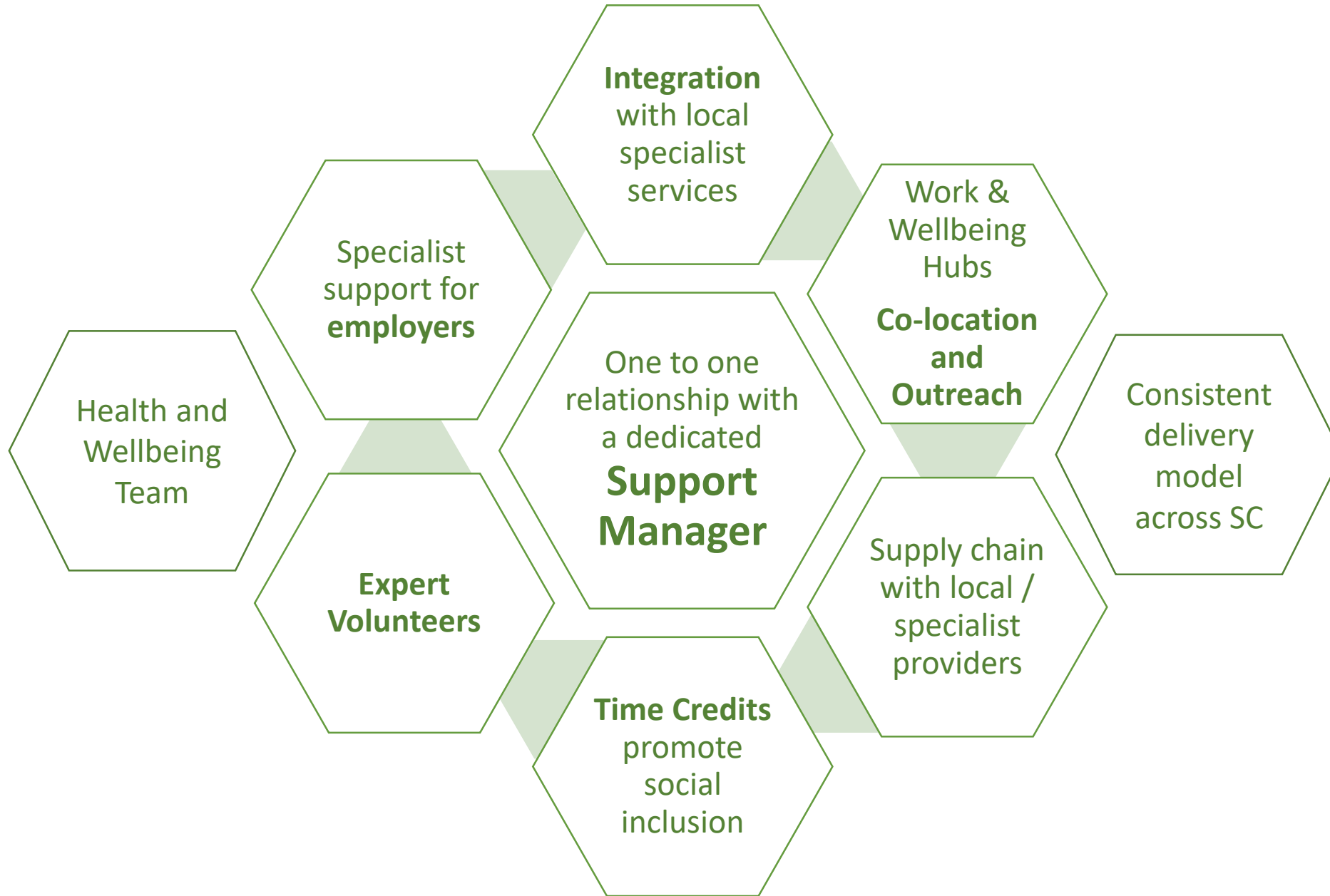
## Anticipated participant starts

Year 1	Monthly
4357	459

Cambridgeshire	Papworth Trust	467
<b>East Sussex</b>	<b>Sussex Community Development Association</b>	<b>388</b>
Essex	Shaw Trust	938
Hertfordshire	Shaw Trust	458
Kent	Shaw Trust	857
Medway	Employ Medway	187
Norfolk	Shaw Trust	623
Suffolk	Realise Futures	413



# Key Elements of Shaw Trust's Delivery



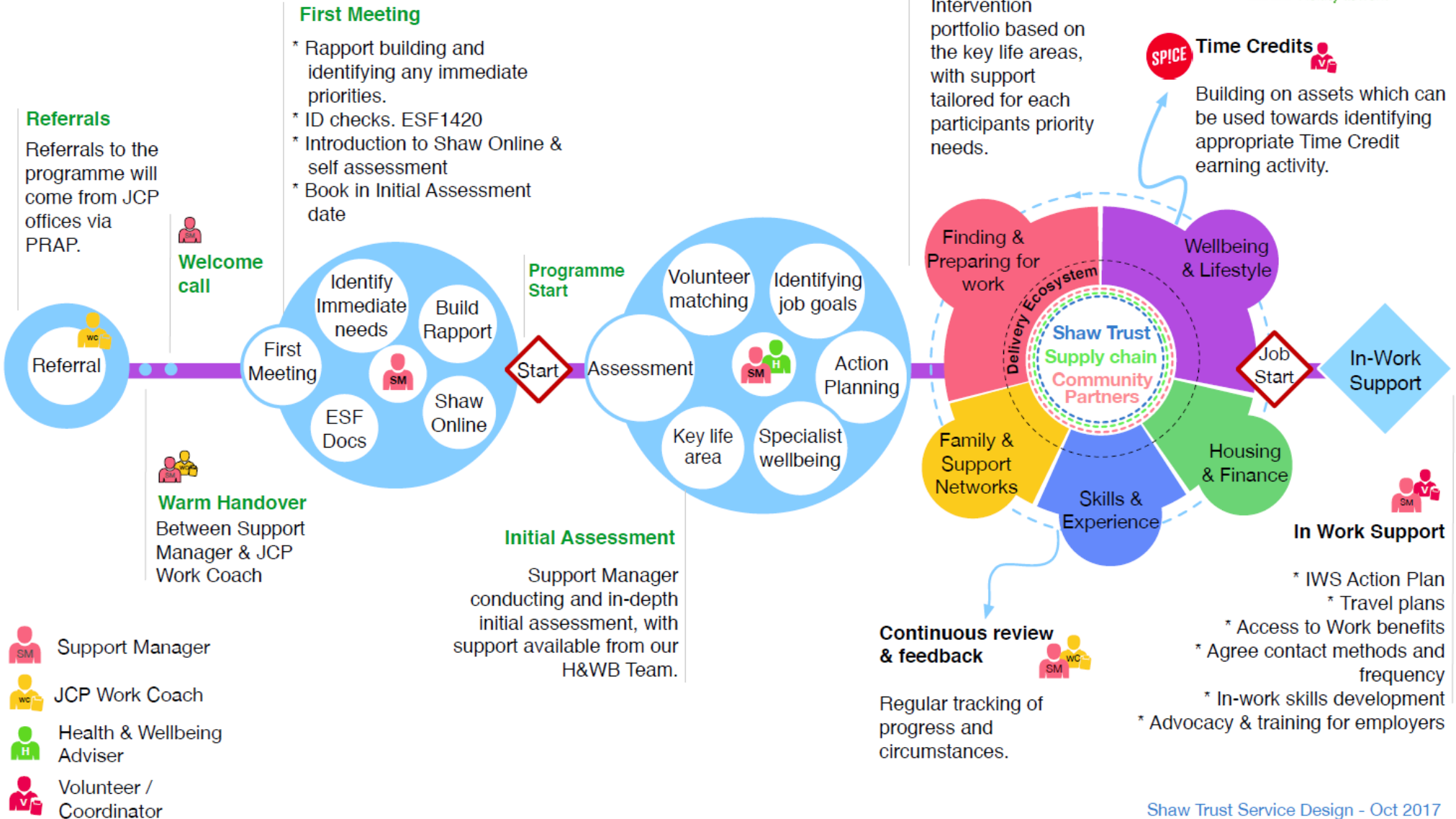
Key Life Areas – Participant engagement based around the following:

- Finding and Preparing for Work
- Life Skills and Experience
- Physical Health
- Mental Health
- Housing
- Finance
- Support Networks
- Lifestyle
- Family and Personal Responsibilities



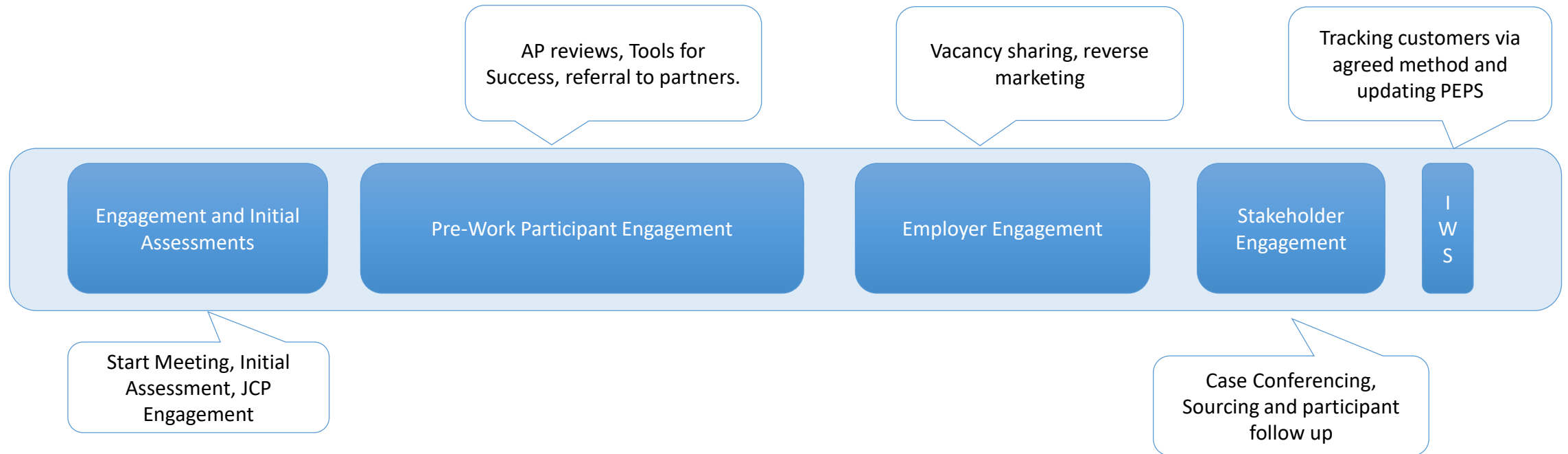
# Participant Journey

## Work & Health Programme - Journey Overview



## Support Manager

- Responsible for navigating and supporting a participant through the journey and to access appropriate support at the right time.
- 1:40 live case load



## Area Manager

- Responsible managing Support Managers and developing local partnerships / interventions



# Stakeholder Engagement Matrix

<b>County and Local Authorities, DDA</b>	<b>Health</b>	<b>DWP / JCP</b>	<b>Other</b>
Economic Development	CCG's	District Managers	Housing Associations
Public Health	NHS Trusts (Secondary care and Community Hospitals)	3rd Party teams	Voluntary Sector Councils and Networks
Adult Learning and Skills	Mental Health Trusts	Partnership Managers	
Adult Social Care	IAPT services	JCP centres	
Housing	GP Network		

- Local programme development throughout contract period
- Data sharing and MI
- Joined up programme approaches – Health, Skills and Employment
- Aligned programme referrals and outcomes – eg. employment as health outcome
- Reduce duplication
- **Improved participant experience**

# Key Contacts



Contact	Central Region	Home Counties	
Operational Lead	Jon Smith <a href="mailto:jon.smith@shaw-trust.org.uk">jon.smith@shaw-trust.org.uk</a> 07788 728440	Martin Hayden <a href="mailto:martin.haydon@shaw-trust.org.uk">martin.haydon@shaw-trust.org.uk</a> 07826 556 738	Jude Day <a href="mailto:jude.day@sussexcommunity.org.uk">jude.day@sussexcommunity.org.uk</a> 01273 516347
Supply Chain Lead	Andy Canniford <a href="mailto:Andy.Canniford@shaw-trust.org.uk">Andy.Canniford@shaw-trust.org.uk</a> 07841 879 910	Andy Canniford <a href="mailto:Andy.Canniford@shaw-trust.org.uk">Andy.Canniford@shaw-trust.org.uk</a> 07841 879 910	
Partnership Manger	Phil East <a href="mailto:Philip.east@Shaw-trust.org.uk">Philip.east@Shaw-trust.org.uk</a> 07825070639	Phil East <a href="mailto:Philip.east@Shaw-trust.org.uk">Philip.east@Shaw-trust.org.uk</a> 07825070639	Mark Hughs <a href="mailto:mark.hughs@shaw-trust.org.uk">mark.hughs@shaw-trust.org.uk</a> 07825 512177